



# Angel's Be Alive!




Angel Gomez,  
Member Services  
Manager




Breathe deep and enjoy the fresh air!

## DAWN MINE - MILLARD CANYON




Make sure you buy your Adventure Pass before you go.



The trail starts at the white gate on the right.




I'm on my way!



At mile .46, go left on the Sunset Ridge Trail.



Past this Search and Rescue cabin is where you'll start heading upstream.



This will be the norm for another mile.



I'm almost there, but first I have to find a way up through this! (Tip: Stay to the left; there's a trail half way up that allows you to bypass most of the remaining boulders.)

Hey everyone! How are you?

I found a real gold mine just minutes north of Los Angeles. It's called Dawn Mine, and it's just outside of Altadena. Gold was discovered in the area in 1895; there were some small claims, and it was worked for seven years. Then, in 1902, a man named Michael Ryan bought the mine and began boring numerous tunnels into the mountain. In 1929 he died, and in 1933 a new mining company took over boring a 1,200-foot tunnel with a small mill. They had success for several years, but soon the gold ran out. In the 1940s and '50s, other miners tried their luck, but nothing major was reported.

While going into a portion of the mine is possible, it is not recommended. There is risk of cave-ins, snakes, black widows, scorpions and very deep shafts that are masked by what may look like standing water. There is plenty adventure in actually finding the mine, so don't risk your life by going in.

With that said, Dawn Mine has been a favorite hiking destination for many Angelenos in the know. It's not the easiest place to get to, though – you'll encounter

trails with mountains on one side and steep cliffs on the other. You'll be crossing a stream by hopping rocks and boulders (and I do mean *boulders*) countless number of times. In winter months, the water can be rushing pretty fast, so be careful. This hike is a guaranteed adventure in every sense of the word that will leave you feeling a little tired but invigorated.

Make sure you purchase your Adventure Pass before you go; they can be bought at Sport Chalet, REI, Big 5 and a couple other places.

There are two ways to get to the mine. I decided to take the shortest.

1. First, see directions to the trailhead on the right.
2. Once at the trailhead, walk past the big white vehicle gate and continue on the paved road.
3. After a half-mile (.46 miles exactly), you'll see a trailhead for Sunset Ridge Trail on the left. Take it (keep your eyes on the trail as you will be encountering some very steep drop offs).

4. After about a half mile (.61 to be exact), you'll come across a cabin that's used for the Search and Rescue teams. Just before the cabin you'll see a sign that shows Sunset Ridge trail going up in to the mountain. Don't take this; instead, keep walking straight right past the cabin (just follow the sound of the stream). Once you get to the stream, simply follow it upstream for another mile. The trail is washed out for much of the way, but just keep following the stream, and be careful.

5. Take your time and when you see the structure shown in picture #9, you'll know you're within feet of the mine. In fact, many people walk right past it since it's fairly well hidden behind some very large rocks.

6. Lastly, *do not go into the mine*. It's not blocked off, but it's very dangerous. It is usually filled with water and has very deep hidden/water-filled shafts, not to mention scorpions, black widows and snakes. Also, the slightest tremor could cause it to collapse. Please *don't go in*.

10




The Dawn Mine entrance! Stop here and turn around; don't go in, as there are snakes, scorpions and black widows, not to mention potential collapse.

9




You're there! Once you see this very large piece of mining machinery, you know you're there. The mine entrance is on the left, hidden by some large boulders.



8



There's an interesting mine-related hole along the way.



## Directions:

### From the Valley or Santa Clarita:

1. Get to the 210 (Foothill Freeway) going east.
2. Take the Windsor/Arroyo exit just past La Cañada.
3. Go left (Windsor).
4. Go right at the next light which is Woodbury; continue for .5 miles.
5. Go left at Lincoln Avenue; continue for 1.3 miles.
6. Go right at W. Loma Alta Drive; continue for .6 miles.
7. At the flashing yellow light, make a left.
8. Follow Chaney Trail for exactly one mile and at the "T," make a right and find a place to park. The big white gate is the trailhead.

- Make sure you put your Adventure Pass in your window; they can be bought at Sport Chalet, REI, Big 5 and a couple other places.

### GPS Coordinates:

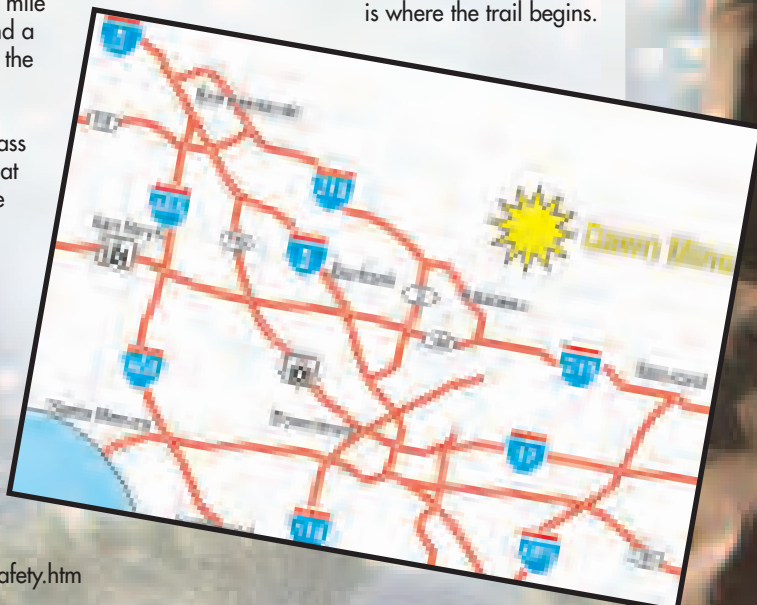
Trail Head:  
N 34 12.888' W 118 08.869  
Turn left onto Sunset Ridge Trail:  
N 34 12.965' W 118 08.602'  
Dawn Mine:  
N 34 13.573' W 118 07.788

### Some helpful links:

- The dangers of entering mines: [www.aaaim.com/echo/v2n3/MineSafety.htm](http://www.aaaim.com/echo/v2n3/MineSafety.htm)
- Hike details: [www.localhikes.com/Hikes/MillardCanyon\\_4472.asp](http://www.localhikes.com/Hikes/MillardCanyon_4472.asp)
- [www.simpsoncity.com/hiking/dawn.html](http://www.simpsoncity.com/hiking/dawn.html)

### From the San Gabriel Valley:

1. Exit at Lake Avenue in Pasadena.
2. Go north toward the mountains all the way until Lake Avenue ends.
3. Go left (you'll have no choice) on Loma Alta Drive. Turn right at Chaney Trail (there will be a flashing yellow light), a paved road that winds up the mountain.
4. You'll come to a "T" in the road; on the right will be a white gate, and the left will go downhill to Millard Campground. Go right and try to find parking near the white gate, this is where the trail begins.



## February Events

### The 16th Annual Pan African Film and Arts Festival

Enjoy America's largest black film festival, showcasing more than 150 new films from Africa, the United States, Europe, the Caribbean, the South Pacific, South America and Canada. This event also showcases 100 black fine artists and craftspeople from the world over with poetry, fashion shows, free forums and interesting panels. This year the festival will honor distinguished singer and actress, the Rev. Dr. Della Reese, with the PAFF Lifetime Achievement Award.

- When: Feb. 7 through 18
- Where: AMC Magic Johnson Theaters, 3650 Martin Luther King Jr. Blvd., Los Angeles
- Cost: Varies
- City Sponsor: Office of the Mayor; Cultural Affairs
- Info: (323) 295-1706 or PAFF.org

### Black History Month Celebration at the Zoo

A new weekend-long celebration for the entire family will feature the traditions, culture, people and music of Africa. The L.A. Zoo will participate in this Citywide celebration of African American Heritage Month with featured children's crafts, festive foods, exciting entertainment and much more. Animals from Africa will be featured during zookeeper talks and self-guided tours.

- When: Feb. 23 and 24
- Where: Los Angeles Zoo and Botanical Gardens, 5333 Zoo Dr., Griffith Park
- Cost: Free with paid admission (\$10 adults, \$5 children 2-12)
- Sponsor: Zoo
- Info: (323) 644-4200, [www.lazoo.org](http://www.lazoo.org)

### Cabrillo Whale Watch

Join Larry Fukuhara, Cabrillo Marine Aquarium Programs Director, in the John M. Olguin Auditorium at 9:30 a.m. for an informative and fun slide presentation, followed by a voyage in search of Pacific gray whales, other marine mammals and sea life, returning at 2 p.m.

- When: Feb. 24 or March 16.
- Where: Cabrillo Marine Aquarium, 3720 Stephen White Dr., San Pedro
- Cost: \$20 (\$18 for Friends members). Pre-registration required.
- Sponsor: Rec and Parks
- Info: Larry Fukuhara, (310) 548-7562, x223.

### Banning Valentine "Tea and Tunes"

Join the Banning Residence Museum for its third annual Valentine Tea and Tunes. Don your fancy hats and gloves for a lovely time. Enjoy a scrumptious tea complete with tea sandwiches, scones and a selection of teas; live entertainment; and complementary tours of the museum. The event is part of the Friends of Banning Museum's Garden Parlor series.

- When: Feb. 11
- Where: Banning Residence Museum, 401 E. M St., Wilmington
- Cost: \$45 (non-members, \$50). Reservations required.
- Sponsor: Rec and Parks
- Info: (310) 548-2005

## Ticket Guy Recommends:

This month, Ticket Guy recommends Disneyland! "The winter months are not as crowded as the summer months, and who doesn't feel like being a kid again? And for the fellas, the ladies love Minnie." Get your tickets to Disneyland with the Club's discount in the Club Store.

